

## Road to Rainier Scenic Byway Attractions Include:

- ❑ Inviting landscapes, dazzling Mount Rainier views
- ❑ Charming lodges, cabins, spas, & campgrounds
- ❑ Unique restaurants, art galleries, shops, & outdoor stores
- ❑ Historic small towns
- ❑ Hands-on pioneer farm museum & native tribal village
- ❑ Vintage steam train to a railroad & logging museum
- ❑ 725-acre nature park with free-roaming wildlife & zip line/challenge courses
- ❑ Hiking trails, horseback riding, fishing, & water sports
- ❑ Cross-country skiing & snowshoeing




Enjoy breathtaking views from Panorama Point, Paradise at Mount Rainier National Park

## Road to Rainier Scenic Byway ADVENTURES ALL YEAR ROUND!


Explore the **Road to Rainier Scenic Byway** — an exciting destination all on its own. You'll find restaurants, lodging, outdoor gear, shops, galleries, a Pacific Northwest Art museum, and visitor centers.

Spend your days hiking, fishing, boating, biking, horseback riding, visiting a wildlife park, or skiing groomed Nordic trails. Ride an antique steam train or test yourself with zip line challenge courses. Discover the Byway's tribal and pioneer history, and visit its distinctive small towns.

The **Road to Rainier Scenic Byway** brings you to the only year-round entrance to Mount Rainier National Park. This magnificent volcano lures visitors worldwide for its scenery, recreation, and wildlife. From the Byway, you'll enter the park and follow a wooded, winding road up to Longmire, Paradise, and numerous hiking trails. It's an easy drive back down to the Byway, where you can stay, eat, and enjoy all the fun outside the park.



MAP INSIDE



## ROAD TO RAINIER SCENIC BYWAY


Dramatic Scenery

Enticing Places to Stay & Dine

Year-Round Adventures

Main Gateway to Mount Rainier National Park





# ROAD TO RAINIER SCENIC BYWAY

For a list of restaurants, lodgings,  
shops and activities visit

**ROADTORAINIER.COM**

- |  |  |
|--|--|
| <b>1</b> Alder Community Club                        | <b>18</b> Mineral Lake Lodge                           |
| <b>2</b> Alder Ghost Town<br>(during lake drawdowns) | <b>19</b> Mineral School                               |
| <b>3</b> Alder Lake                                  | <b>20</b> Mount Rainier Lions Club<br>Hall             |
| <b>4</b> Alder Lake Park                             | <b>21</b> Mount Rainier National<br>Park               |
| <b>5</b> Alder Presbyterian<br>Church                | <b>22</b> Mount Rainier Railroad<br>& Logging Museum   |
| <b>6</b> Ashford County Park                         | <b>23</b> Mount Tahoma Trails Assn.                    |
| <b>7</b> Bud Blancher Trail                          | <b>24</b> Nisqually State Park<br>(in development)     |
| <b>8</b> Dogwood Park                                | <b>25</b> Northwest Trek Wildlife<br>Park              |
| <b>9</b> Eatonville Arts Festival                    | <b>26</b> Ohop Grange                                  |
| <b>10</b> Eatonville Community<br>Center             | <b>27</b> Pack Forest                                  |
| <b>11</b> Eatonville Public Library                  | <b>28</b> Pioneer Farm Museum<br>& Ohop Indian Village |
| <b>12</b> Elbe Hills Horse Trails &<br>Camp          | <b>29</b> Rainier Independent Film<br>Festival         |
| <b>13</b> Elbe Hills ORV Camp &<br>Trails            | <b>30</b> Rainier Mountain Festival                    |
| <b>14</b> Elbe's Little White<br>Church              | <b>31</b> Smallwood Park                               |
| <b>15</b> La Grande US Post Office                   | <b>32</b> Stage Stop Museum                            |
| <b>16</b> Mill Pond Park                             |  |
| <b>17</b> Mineral Lake                               |  |



Bud Blancher Trail



Ashford County Park



Pioneer Farm Museum  
& Ohop Indian Village



Main Entrance to Mount  
Rainier National Park



Funding for the Road to Rainier Scenic Byway is generously provided by: Federal Highway Administration; Nisqually Land Trust; Pierce County; WA Lodging Tax Advisory Committee; The Russell Family Foundation; and WA State Dept. of Transportation.